


LUNARSCAPE™ LED • LIGHTING

lunarscapelighting.com


Outdoor LED lighting with the end user in mind. Waterproof, easy connection with no wiring experience needed.

lunarscapelighting.com




Contractor Series

FOR 150W POWER SUPPLY



EASY
TWIST-N-LOCK™
INSTALLATION



① POWER

② PICK YOUR CORDS

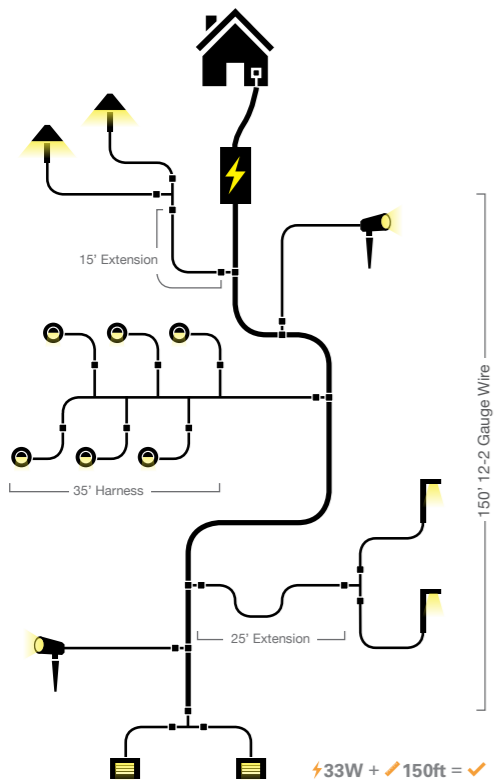
③ PICK YOUR LIGHTS

150W AC/DC




- Plugs into any standard 12V Plug
- All LED Lights saving energy
- Up to 50,000 lighting hours
- For longer runs and more lights

Setup Examples



Low Voltage 12-2 Gauge Wire



15' (4.57m) Ext.



25' (7.62m) Ext.



35' (10.66m) Harness

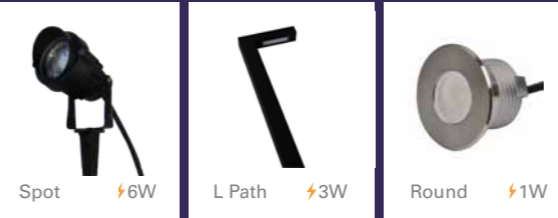


T - 2 Way Connector




All cords are for outdoor use up to 1m (4') burial.


Walkway / Pathway



Steps and Stairs



Spot Accent



Great for concrete, wood, decks, steps, paths, gates, fences and driveways.

Parameters



150W Total



200ft Total

Example

