

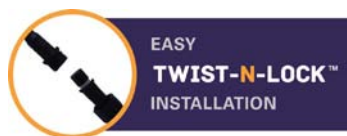
# LUNARSCAPE™

## LED • LIGHTING



[WWW.LUNARSCAPELIGHTING.COM](http://WWW.LUNARSCAPELIGHTING.COM)

## PRODUCT LIGHTING GUIDE 2017



### OUTDOOR LED LIGHT ROUND



#### INCLUDED TRIMS



Black



Brushed Nickel

Product SKU	LS-RD12-WW
Voltage	12V AC/DC
Wattage	0.5W
Color Temp	Warm White
Dimensions	1.5"x.94h"
Cut Out	1 3/8"

#### Applications

Steps  
Accents  
Displays  
Cabinets  
Decks


#### Features

Easy Twist-N-Lock Connections  
Spring clip to allow simple pressure fit installation  
Fully sealed for outdoor use  
50,000 hr lifespan  
5 ft (1.5m) length wire



**EASY**  
**TWIST-N-LOCK™**  
**INSTALLATION**

[WWW.LUNARSCAPELIGHTING.COM](http://WWW.LUNARSCAPELIGHTING.COM)



Outdoor LED lighting with the end user in mind / TWIST-N-LOCK connection with NO wiring experience needed



### HARDSCAPE LED LIGHT



#### INCLUDED TRIMS



Stainless Steel



Black

Product SKU	LS-HS7-WW
Voltage	12V AC/DC
Wattage	2W
Housing	Metal
Color Temp	Warm White
Dimensions	7 x 3 x 0.5" (177x76x12mm)

#### Applications

Step Light

Accent Light

Display Light

Path Light

Deck Light

#### Features

Easy Twist-N-Lock Connections

Fully sealed for outdoor use

50,000 hrs lifespan


5 ft (1.5m) length wire

Easy to install



EASY  
**TWIST-N-LOCK™**  
INSTALLATION

[WWW.LUNARSCAPELIGHTING.COM](http://WWW.LUNARSCAPELIGHTING.COM)



Outdoor LED lighting with the end user in mind / TWIST-N-LOCK connection with NO wiring experience needed

### LED STEP LIGHT



#### INCLUDED TRIMS



Black



Brushed Nickel

Product SKU	RT05-LV
Voltage	12V AC/DC
Wattage	2W
Housing	Metal / PVC
Color Temp	Warm White
Dimensions	3.25"x5.25"

#### Applications

Step Light  
Accent Light  
Display Light  
Path Light  
Deck Light

#### Features

Easy Twist-N-Lock Connections  
Fully sealed for outdoor use  
Easy to install  
50,000 hrs lifespan  
5 ft (1.5m) length wire



EASY  
**TWIST-N-LOCK™**  
INSTALLATION

[WWW.LUNARSCAPELIGHTING.COM](http://WWW.LUNARSCAPELIGHTING.COM)



Outdoor LED lighting with the end user in mind / TWIST-N-LOCK connection with NO wiring experience needed



### SPOT LIGHT 6W



Product SKU	GUL-12-6W-WW
Voltage	12V AC/DC
Wattage	6W
Housing	Metal
Spike	Metal
Color Temp	Warm White
Dimensions	3.25"x5.25"

#### Applications

Spot Light  
Accent Light  
Display Light  
Path Light

#### Features

Easy Twist-N-Lock Connections  
Fully sealed for outdoor use  
Easy to install  
50,000 hrs lifespan  
5 ft (1.5m) length wire



EASY  
**TWIST-N-LOCK™**  
INSTALLATION

[WWW.LUNARSCAPELIGHTING.COM](http://WWW.LUNARSCAPELIGHTING.COM)



Outdoor LED lighting with the end user in mind / TWIST-N-LOCK connection with NO wiring experience needed



## LED L PATH LIGHT / MODERN



Product SKU	LL30-12-3W-WW
Voltage	12V AC/DC
Wattage	2W
Housing	Metal
Spike	Metal
Color Temp	Warm White
Dimensions	16"x 6.5"

### Applications

Spot Light  
Accent Light  
Display Light  
Path Light


### Features

Easy Twist-N-Lock Connections  
Fully sealed for outdoor use  
Easy to install  
Metal Steak  
50,000 hrs lifespan



EASY  
**TWIST-N-LOCK™**  
INSTALLATION

[WWW.LUNARSCAPELIGHTING.COM](http://WWW.LUNARSCAPELIGHTING.COM)



Outdoor LED lighting with the end user in mind / TWIST-N-LOCK connection with NO wiring experience needed

## HAT LIGHT SMOOTH / CLASSIC



Product SKU	LS-PATH-SM-2W
Voltage	12V AC/DC
Wattage	2W
Housing	Metal
Spike	PVC
Color Temp	Warm White
Dimensions	21" x 7"

### Applications

Yard Light

Accent Light

Display Light

Path Light

### Features

Easy Twist-N-Lock Connections

Fully sealed for outdoor use

Easy to install

50,000 hrs lifespan

5 ft (1.5m) length wire

LED Garden Path Light

With LED G4 bulb Smooth

Cap



EASY  
**TWIST-N-LOCK™**  
INSTALLATION

[WWW.LUNARSCAPELIGHTING.COM](http://WWW.LUNARSCAPELIGHTING.COM)



Outdoor LED lighting with the end user in mind / TWIST-N-LOCK connection with NO wiring experience needed



### IN GROUND SPOT LIGHT



Product SKU	LS-IGSS-3W
Voltage	12V AC/DC
Wattage	3W
Housing	Metal
Color Temp	Warm White
Dimensions	xXXX

#### Applications

Yard Light  
Accent Light  
Display Light  
Path Light

#### Features

Easy Twist-N-Lock Connections  
Fully sealed for outdoor use  
Easy to install  
50,000 hrs lifespan  
5 ft (1.5m) length wire



EASY  
**TWIST-N-LOCK™**  
INSTALLATION

[WWW.LUNARSCAPELIGHTING.COM](http://WWW.LUNARSCAPELIGHTING.COM)





### 36W OUTDOOR POWER SUPPLY 120V DC



Product SKU	LS-PS-36W-OUT
Voltage	120V Input
Watt	36 Watts
Power Supply	12V DC Output
Power Supply Length	9.5 ft (3.0m)
Connections	1 Female

#### Applications

Outdoors  
Landscape  
Hardscape  
Displays  
Cabinet

#### Features

Easy Twist-N-Lock Connections  
Fully sealed for outdoor use  
Connect any Lunarscape Lights  
Can connect up to 36 Watt total at a max of 100 ft (30m)



EASY  
**TWIST-N-LOCK™**  
INSTALLATION

[WWW.LUNARSCAPELIGHTING.COM](http://WWW.LUNARSCAPELIGHTING.COM)



Outdoor LED lighting with the end user in mind / TWIST-N-LOCK connection with NO wiring experience needed

### 150W OUTDOOR POWER SUPPLY 120V AC/DC



Product SKU	LS-PS-36W-OUT
Voltage	120V Input
Watt	150 Watts
Power Supply	12V AC/DC Output
Power Supply Length	9.5 ft (3.0m)
Connections	12-2 Wire or Other

#### Applications

Outdoors  
Landscape  
Hardscape  
Displays

#### Features

Fully sealed for outdoor use  
Connect any Lunarscape Lights  
Can connect up to 150 Watt total at a max of 200 ft (61m)  
Photo Eye & Timer



EASY  
**TWIST-N-LOCK™**  
INSTALLATION

[WWW.LUNARSCAPELIGHTING.COM](http://WWW.LUNARSCAPELIGHTING.COM)

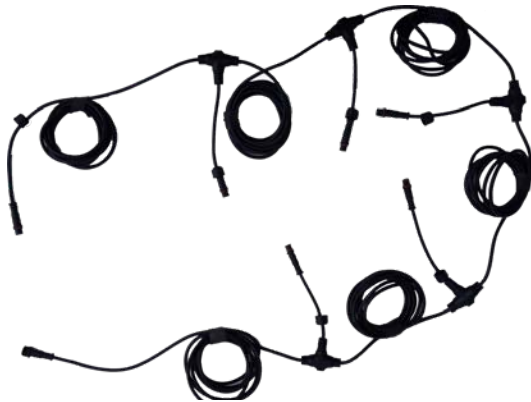


Outdoor LED lighting with the end user in mind / TWIST-N-LOCK connection with NO wiring experience needed



## HARNESS CONNECTOR 6

(OPTIONAL)



Product SKU	LS-HA1
Voltage	For 12V System
Water Proof	Yes
Connections	6
Total Length	35 ft (10.5m)
Length Between connections	5.8ft (1.8m)

### Applications

Outdoor lighting  
Landscape Lighting  
Display Light

### Features

Connect Extension cords together  
Used to increase from 6 to Max of 11 lights  
Easy Water Proof Connection  
Fully sealed for outdoor use



EASY  
**TWIST-N-LOCK™**  
INSTALLATION

[WWW.LUNARSCAPELIGHTING.COM](http://WWW.LUNARSCAPELIGHTING.COM)



Outdoor LED lighting with the end user in mind / TWIST-N-LOCK connection with NO wiring experience needed

### 15' (4.5M) EXTENSION CORD

Twist-N-Lock Connections / 1 Male & 1 Female end

LS-HA2



### 25' (7.6M) EXTENSION CORD

Twist-N-Lock Connections / 1 Male & 1 Female end

LS-HA2LS-25ft-EC



### T-2 WAY EXTENSION CORD

Twist-N-Lock Connections / 1 Male & 2 Female end

LS-3-SPLIT



### LEADER + 2 MARRETS

Twist-N-Lock Connections / 1 Female end

LS-TNLM-M2



#### Applications

Outdoor lighting  
Landscape Lighting  
Display Light  
Cabinet Light

#### Features

Used to increase any length 15'(4.5m)  
Easy Water Proof Connection  
Fully sealed for outdoor use  
Connect extension cords together



EASY  
**TWIST-N-LOCK™**  
INSTALLATION